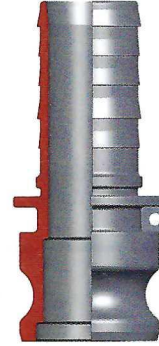


**Cam and Groove Configurations**

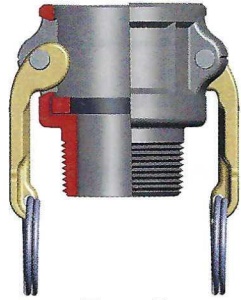
Configurations are representative of the Dixon® line of cam &amp; groove.



**Type A**  
female NPT x male adapter



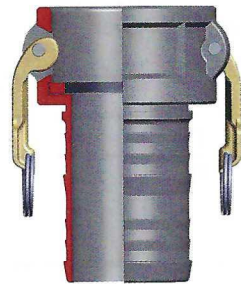
**Type E**  
male adapter x hose shank



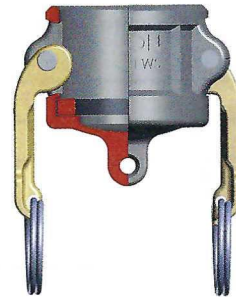
**Type B**  
female coupler x male NPT



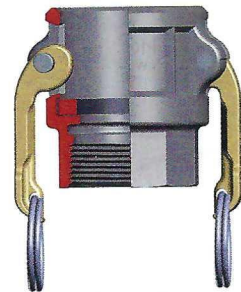
**Type F**  
male NPT x male adapter



**Type C**  
female coupler x hose shank



**Type DC <sup>1</sup>**  
dust cap



**Type D**  
female coupler x female NPT



**Type DP <sup>1</sup>**  
dust plug



<sup>1</sup> Dust caps and dust plugs are not to be used in pressure applications for safety and environmental reasons.

**⚠ WARNING**

Under no circumstances should cam and groove couplings be used for compressed air or steam service!