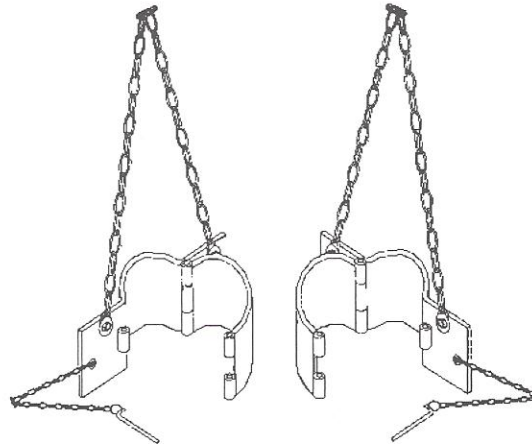


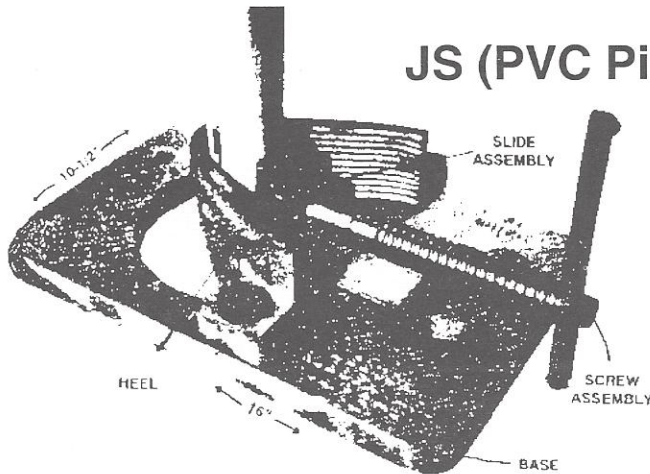
PVC ELEVATORS FOR BELLED END CASING

PART #	PIPE SIZE		WEIGHT	
	Casing Size	Elevator OD	Lbs.	Kgs.
PVCPE200	2"	2-3/8"	15	6.8
PVCPE300	3"	3-1/2"	18	8.2
PVCPE400	4"	4-1/2"	22	10.0
PVCPE412	4-1/2"	5"	22	10.0
PVCPE500	5"	5-1/2"	24	10.9
PVCPE600	6"	6-5/8"	26	11.8
PVCPE614	6-1/4"	6.9"	26	11.8
PVCPE800	8"	8-5/8"	32	14.5
PVCPE1034	10"	10-3/4"	56	25.4
PVCPE1234	12"	12-3/4"	60	27.2
PVCPE1600	16"	16-3/4"	60	27.2



Sold in Sets of Two Pieces

1/4" Steel Construction.
Safer than Ropes or Loop Chains.



JS (PVC Pipe Clamps)

- Three sizes, 1/2"-2", 2"-6", 8"-10"
- Excellent on FLUSH JOINT PIPE
- Strong but lightweight using an aluminum alloy base plate.
- Large opening in base plates allows couplings to pass through
- Tested to 4000 lbs.
- Field Proven, can be used in both the MONITORING and WATER WELL market.

TECHNICAL DATA

MODEL	PIPE SIZES	MAX. OPENING	BASE PLATE	CONSTRUCTION	WT/LB
122JS	1/2" to 2"	3"	7-1/2" x 5-3/4"	Aluminum / Brass	7.00
26JS	2" to 6"	7-1/2"	16" x 10-1/2"	Aluminum / Brass	23.00
810JS	8" to 10"	12"	22-1/2" x 18-1/2"	Aluminum / Brass	66.00

PARTS LIST

PART NAME	NUMBER REQ.	122JS	WT.	26JS	WT.	810JS	WT.
Nut, Adjusting	1	122JS-01	.80	26JS-01	3.10	810JS-01	4.50
Cap Screw, Adj. Nut	2	122JS-01A	.10	26JS-01A	.10	810JS-01A	.10
Screw w/ Handle	1	122JS-02	.35	26JS-02	2.90	810JS-02	8.00
Slide	1	122JS-03	.50	26JS-03	1.40	810JS-03	5.00
Retainer Pin, Slide	2	122JS-03A	.01	26JS-03A	.01	810JS-03A	.01
Set Screw, Slide	2	122JS-03B	.01	26JS-03B	.01	810JS-03B	.01
Heel	1	122JS-04	1.00	26JS-04	3.00	810JS-04	10.00
Cap Screw, Heel	2	122JS-04A	.10	26JS-04A	.10	810JS-04A	.10
Base Plate	1	122JS-05	1.60	26JS-05	11.50	810JS-05	37.00
Slide Assembly	OPTION	122JS-06	1.50	26JS-06	4.00	810JS-06	13.00

Contains: Screw w/ Handle, Slide, Retainer Pins, and Set Screws

HEAVY DUTY PIPE ELEVATORS

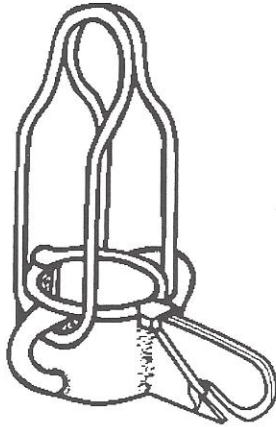
ALL STEEL FABRICATED CONSTRUCTION

A necessary item for the water well driller which as a time saver will pay for itself many times.

- Decrease handling time
- Increase productivity
- Reduce accidents

PERFECT FOR:

- Casing Installation
- Pulling Pump Column
- Setting Well Screen



ID OF PIPE	OD OF PIPE	WEIGHT EA. ELEVATOR
1"	1-5/16"	10#
1-1/4"	1-5/8"	11#
1-1/2"	1-7/8"	12#
2"	2-3/8"	16#
2-1/2"	2-7/8"	17#
3"	3-1/2"	22#
4"	4-1/2"	24#
4-1/2"	5"	24#
5"	5-9/16"	27#
6"	6-5/8"	38#
8"	8-5/8"	83#
10"	10-3/4"	103#
12"	12-3/4"	130#
	14"	139#
	16"	

Sizes 10" and above have removable bails for ease of handling.

Price on Special Sizes Upon Request.



LIGHT DUTY

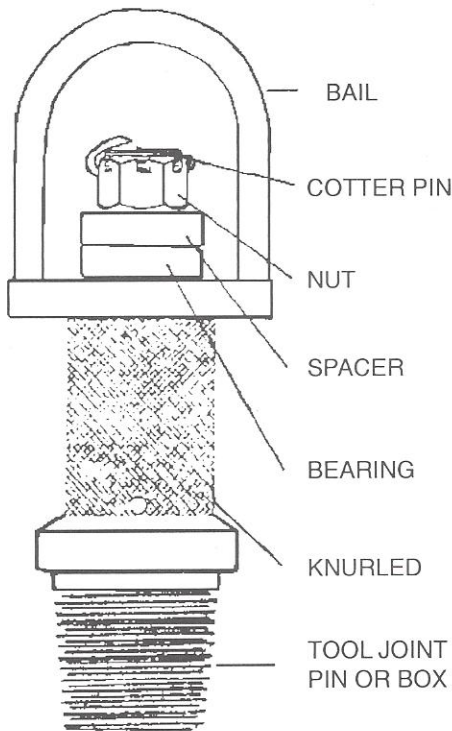
1"-2" Models



PIPE ELEVATORS

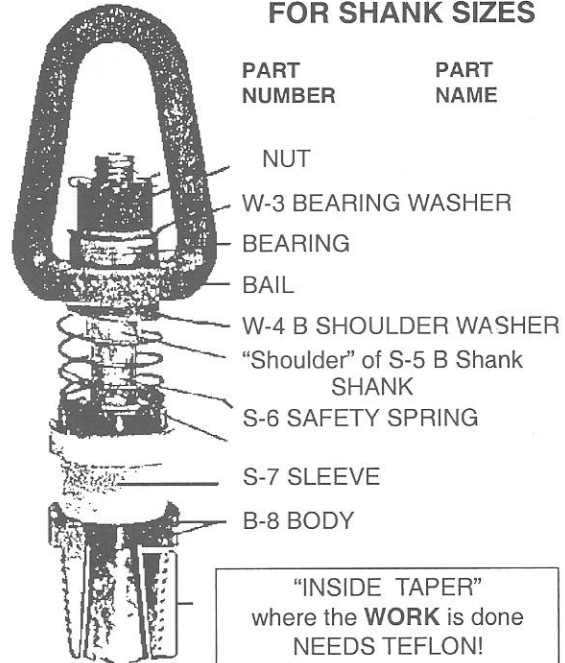
Model No.	Rating	
	SF=4	Pipe Size
910WX	675 lbs.	1"
912WX	645 lbs.	1-1/4"
915WX	650 lbs.	1-1/2"
920WX	900 lbs.	2"

Screw In Type Hoist Plug




Murphy Fast Plug

PARTS LIST FOR SHANK SIZES




CASING LIFTER

- Quickly elevates horizontal casing from ground or truck.
- Provides perfect vertical alignment for casing coupling or welding.
- Can be installed or released in seconds.
- Holding tension increases as more weight is lifted.
- Positive force locking system prevents accidental release.
- Eliminates the use of clamps and lugs.
- 35-ton holding capacity.



ADJUSTABLE CASING HOLDER/SLIPS



Casing slips are available to meet your specific steel pipe diameter or as an adjustable slip, adjustable 1-1/2" through 8-5/8" OD. All steel welded construction with replaceable alloy dies, the casing slips are used for drill pipe, pump drop pipe or any steel pipe. Please call for quotation and rapid delivery.